

# *Object Design: Reuse*

## *Introduction into Software Engineering Lecture 10*

Bernd Bruegge  
*Applied Software Engineering  
Technische Universitaet Muenchen*

# Where are we? What comes next?

- We have covered:
  - Introduction to Software Engineering (Chapter 1)
  - Modeling with UML (Chapter 2)
  - Requirements Elicitation (Chapter 4)
  - Analysis (Chapter 5)
  - Design Patterns (Chapter 8 and Appendix A)
- Today:
  - Object Design (Chapter 8)
- Next week (Wednesday 30 May 2007)
  - System Design (Chapter 6)
- Saturday 2 June 2007:
  - Mid-Term.

# Details for the Mid-Term:

- Coverage:
  - Lecture 1 - lecture 10 (this lecture)
  - Textbook: Chapter 1 - 8 (Chapter 6 - 7 are not covered)
- Date: Saturday 2 June 2007, Location: MW 0001
- **Closed book exam**
  - 13:00 to 14:30 am: 90 min
  - Format: Paper-based, handwritten notes
  - Questions about definitions and modeling activities
- Questions in English
  - Answers in English or German
  - Dictionaries are allowed
- For additional information, check the lecture portal
  - <http://www.bruegge.in.tum.de/twiki/bin/view/Lehrstuhl/SoftwareEngineeringSoSe2007#GradingCriteria>

# Outline of Today

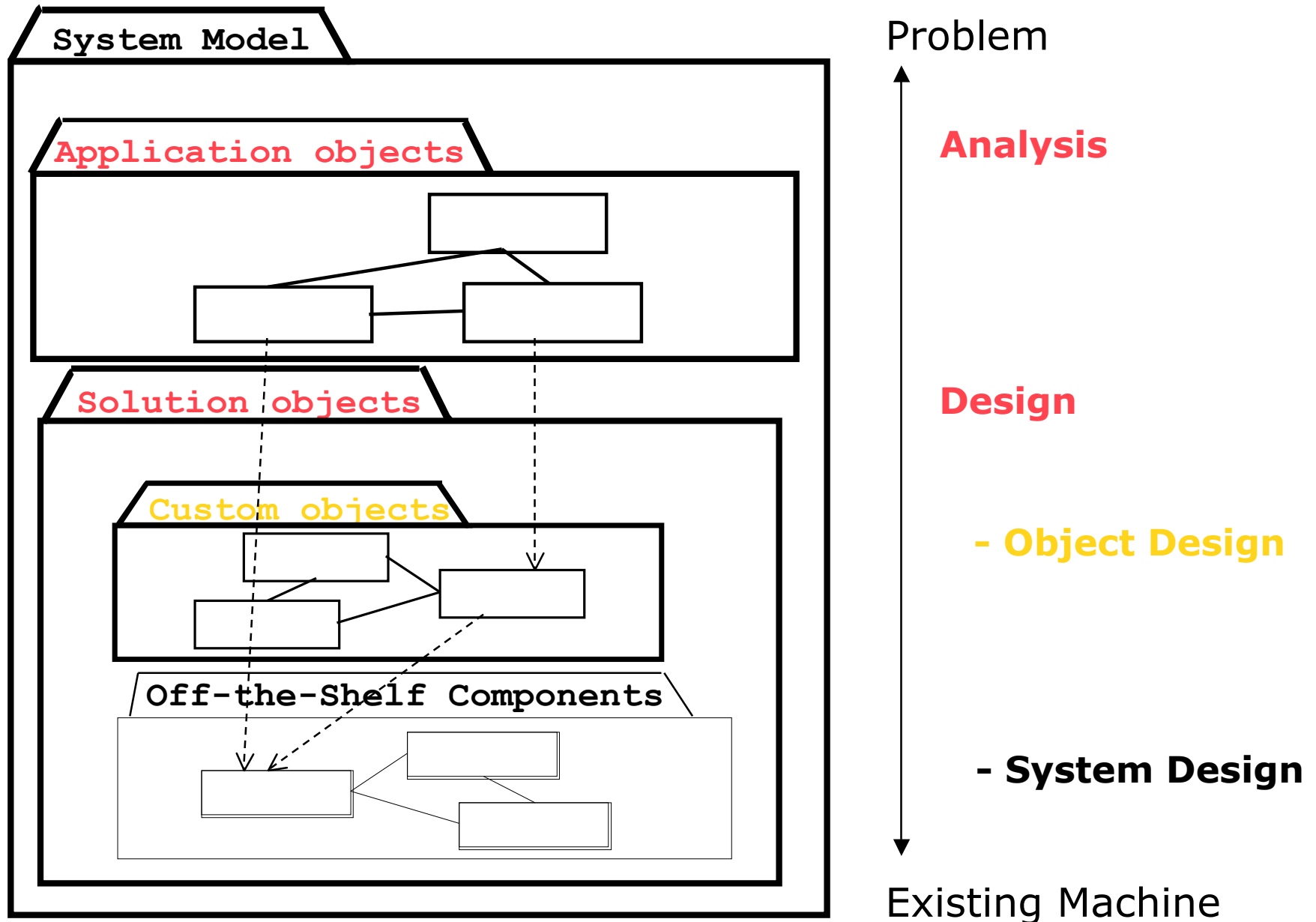
## Object Design

- Reuse examples
  - Reuse of code, interfaces and existing classes
- White box and black box reuse
- The use of inheritance
- Implementation vs. specification inheritance
- Delegation vs. Inheritance
- Abstract classes and abstract methods
- Contraction: Bad example of inheritance
- Meta model for inheritance
- Frameworks and components
- Documenting the object design.

# Object Design

- Purpose of object design:
  - Prepare for the implementation of the system model based on design decisions
  - Transform the system model (optimize it)
- Investigate alternative ways to implement the system model
  - Use design goals: minimize execution time, memory and other measures of cost.
- Object design serves as the basis of implementation.

# System Development as a Set of Activities



# Design means “Closing the Gap”



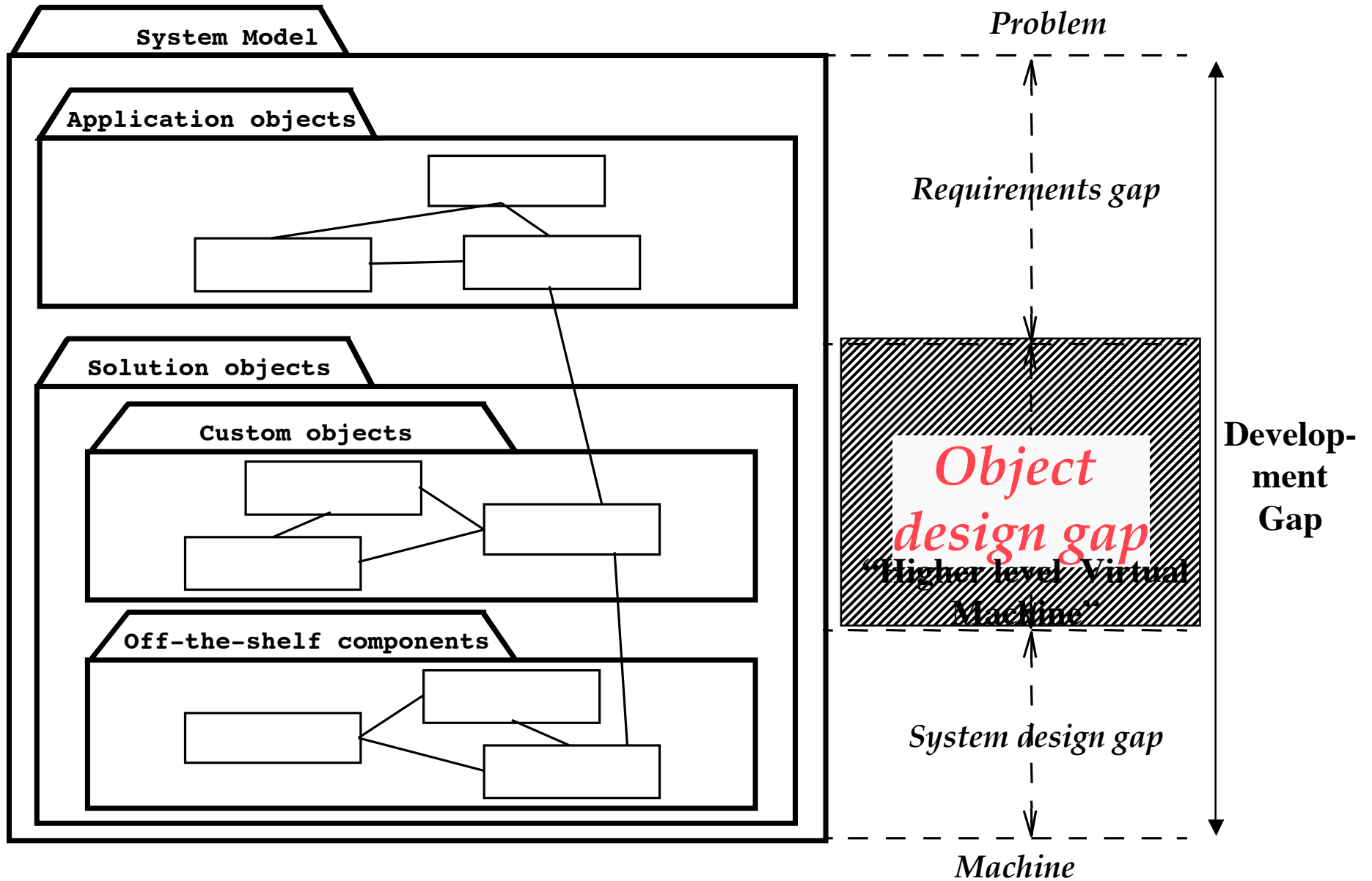
“Subsystem 1”: Rock material from the Southern Sierra Nevada mountains (moving north)

**Example of a Gap:  
San Andreas Fault**

“Subsystem 3” closes the Gap:  
San Andreas Lake

“Subsystem 2”: San Francisco Bay Area

# Design means “Closing the Gap”





# One Way to do System Design

- Component-Based Software Engineering
  1. Identify the missing components
  2. Make a build or buy decision to get the missing component
  
- Special Case: COTS-Development
  - COTS: Commercial-off-the-Shelf
  - Every gap is filled with a commercial-off-the-shelf-component.

=> Design with standard components

# Design with Standard Components is solving a Jigsaw Puzzle

Standard Puzzles:  
„Corner pieces have two straight edges“



What do we do if that is not true?



Puzzle Piece  
("component")

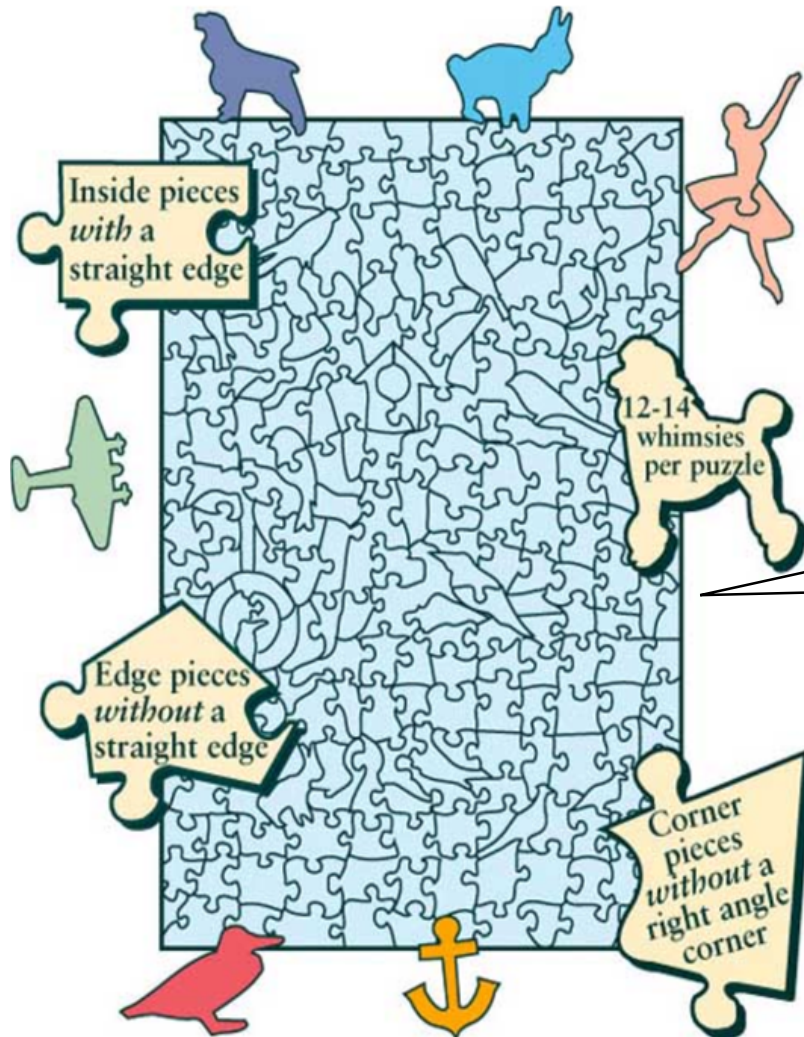


Next week's Lecture  
(Chapter 6)

## Design Activities:

1. Start with the architecture (subsystem decomposition)
2. Identify the missing component
3. Make a build or buy decision for the component
4. Add the component to the system (finalizing the design).

# What do we do if we have non-Standard Components?



**Advanced  
Jigsaw Puzzles**

# Customization Projects are like Advanced Jigsaw Puzzles



**Design Patterns!**

<http://www.puzzlehouse.com/>\_



# Outline of Today

- Object Design
- Reuse examples
  - ➔ Reuse of code, interfaces and existing classes
- White box and black box reuse
- The use of inheritance
- Implementation vs. specification inheritance
- Delegation vs. Inheritance
- Abstract classes and abstract methods
- Contraction: Bad example of inheritance
- Meta model for inheritance
- Frameworks and components
- Documenting the object design.

# Reuse of Code

- I have a list, but my customer would like to have a stack
  - The list offers the operations Insert(), Find(), Delete()
  - The stack needs the operations Push(), Pop() and Top()
  - Can I reuse the existing list?
- I am an employee in a company that builds cars with expensive car stereo systems
  - Can I reuse the existing car software in a home stereo system?

# Reuse of interfaces

- I am an off-shore programmer in Hawaii. I have a contract to implement an electronic parts catalog for an automotive company
  - How can I be sure that I access the company's database correctly?
- I would like to develop a window system for Linux that behaves the same way as in Vista
  - How can I make sure that I follow the conventions for Vista and not those for MacOS X?
- I want to develop a new service for cars, that automatically calls a help center when the car is involved in a crash
  - Can I reuse the help desk software that I developed for a company in the telecommunication industry?

# Reuse of existing classes

- I have an implementation for a list of elements of Typ int
  - Can I reuse this list to build
    - a list of customers
    - a spare parts catalog
    - a flight reservation schedule?
- I have developed a class "Addressbook" in another project
  - Can I add it as a subsystem to my e-mail program which I purchased from a vendor (replacing the vendor-supplied addressbook)?
  - Can I reuse this class in the billing software of my dealer management system?



# Customization: Build Custom Objects

- Problem: Close the object design gap
  - Develop new functionality
- Main goal:
  - Reuse knowledge from previous experience
  - Reuse functionality already available
- **Composition** (also called Black Box Reuse)
  - New functionality is obtained by aggregation
  - The new object with more functionality is an aggregation of existing objects
- **Inheritance** (also called White-box Reuse)
  - New functionality is obtained by inheritance

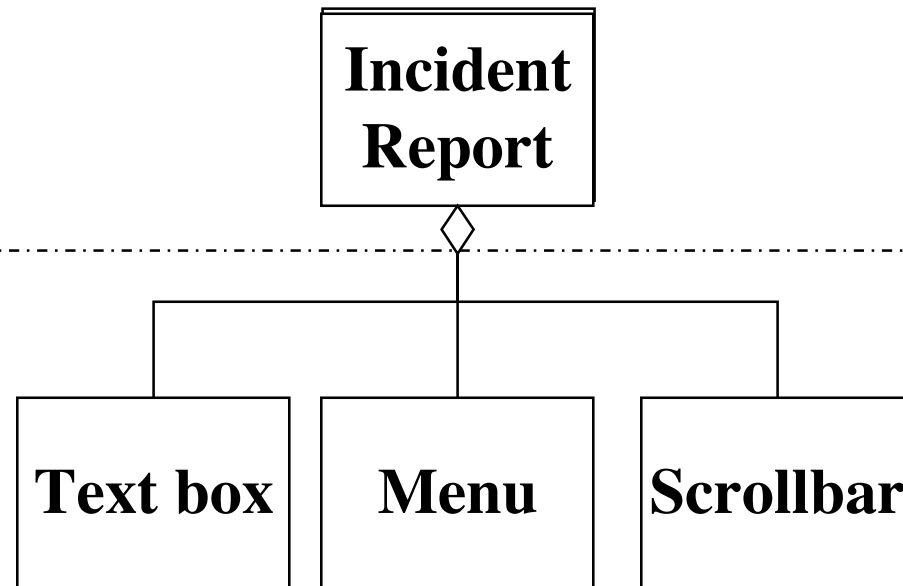
# White Box and Black Box Reuse

- **White box reuse**
  - Access to the development products (models, system design, object design, source code) must be available
- **Black box reuse**
  - Access to models and designs is not available, or models do not exist
    - Worst case: Only executables (binary code) are available
    - Better case: A specification of the system interface is available.

# Identification of new Objects during Object Design

Requirements Analysis  
(Language of Application  
Domain)

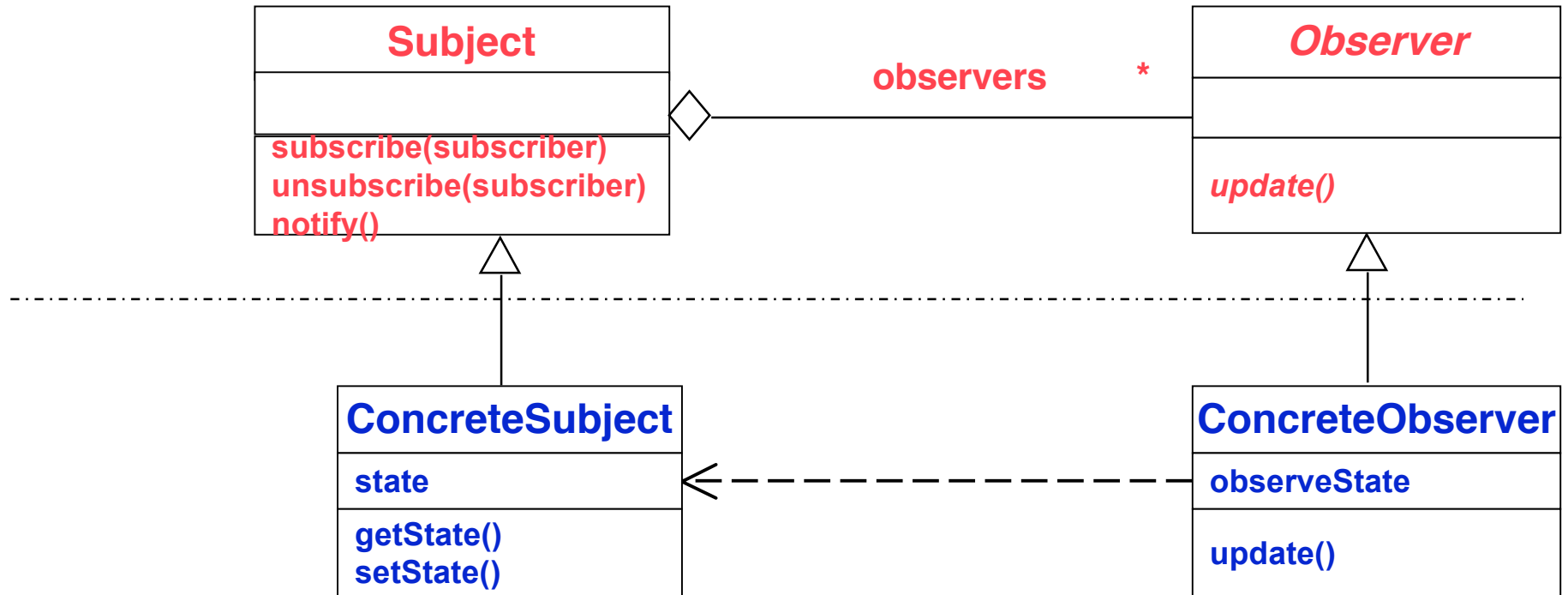
---



Object Design  
(Language of Solution  
Domain)

# Application Domain vs Solution Domain Objects

Requirements Analysis (Language of Application Domain)



Object Design (Language of Solution Domain)

# Other Reasons for new Objects

- The implementation of algorithms may necessitate objects to hold values
- New low-level operations may be needed during the decomposition of high-level operations
- Example: `EraseArea()` in a drawing program
  - Conceptually very simple
  - Implementation is complicated:
    - `Area` represented by pixels
    - We need a `Repair()` operation to clean up objects partially covered by the erased area
    - We need a `Redraw()` operation to draw objects uncovered by the erasure
    - We need a `Draw()` operation to erase pixels in background color not covered by other objects.

# Why Inheritance?

## 1. Organization (during analysis):

- Inheritance helps us with the construction of taxonomies to deal with the application domain
  - when talking the customer and application domain experts we usually find already existing taxonomies

## 2. Reuse (during object design):

- Inheritance helps us to reuse models and code to deal with the solution domain
  - when talking to developers

# The use of Inheritance

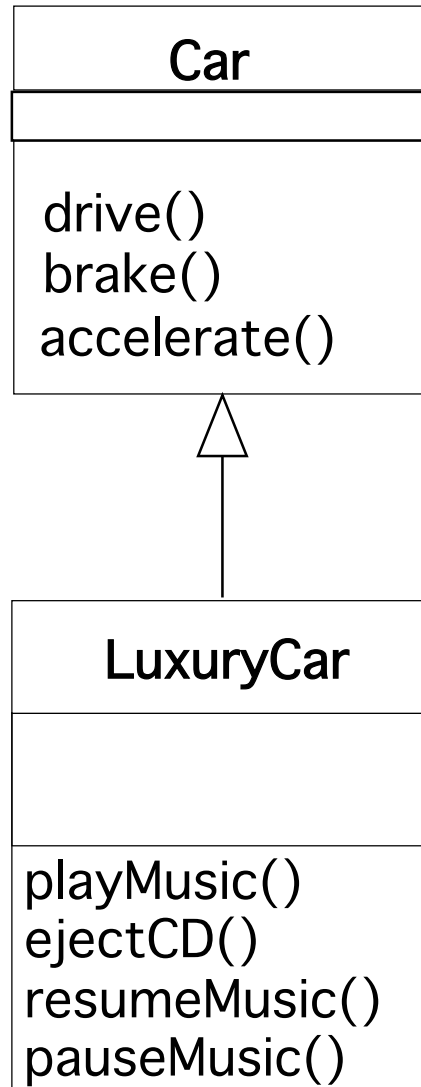
- Inheritance is used to achieve two different goals
  - Description of Taxonomies
  - Interface Specification
- **Description of Taxonomies**
  - Used during *requirements analysis*
  - Activity: identify application domain objects that are hierarchically related
  - Goal: make the analysis model more understandable
- **Interface Specification**
  - Used during *object design*
  - Activity: identify the signatures of all identified objects
  - Goal: increase reusability, enhance modifiability and extensibility

# Inheritance can be used during Modeling as well as during Implementation

- Starting Point is always the requirements analysis phase:
  - We start with use cases
  - We identify existing objects ("class identification")
  - We investigate the relationship between these objects; "Identification of associations":
    - general associations
    - aggregations
    - inheritance associations.



# Example of Inheritance



## Superclass:

```
public class Car {
    public void drive() {...}
    public void brake() {...}
    public void accelerate() {...}
}
```

## Subclass:

```
public class LuxuryCar extends Car
{
    public void playMusic() {...}
    public void ejectCD() {...}
    public void resumeMusic() {...}
    public void pauseMusic() {...}
}
```

# Inheritance comes in many Flavors

Inheritance is used in four ways:

- Specialization
- Generalization
- Specification Inheritance
- Implementation Inheritance.

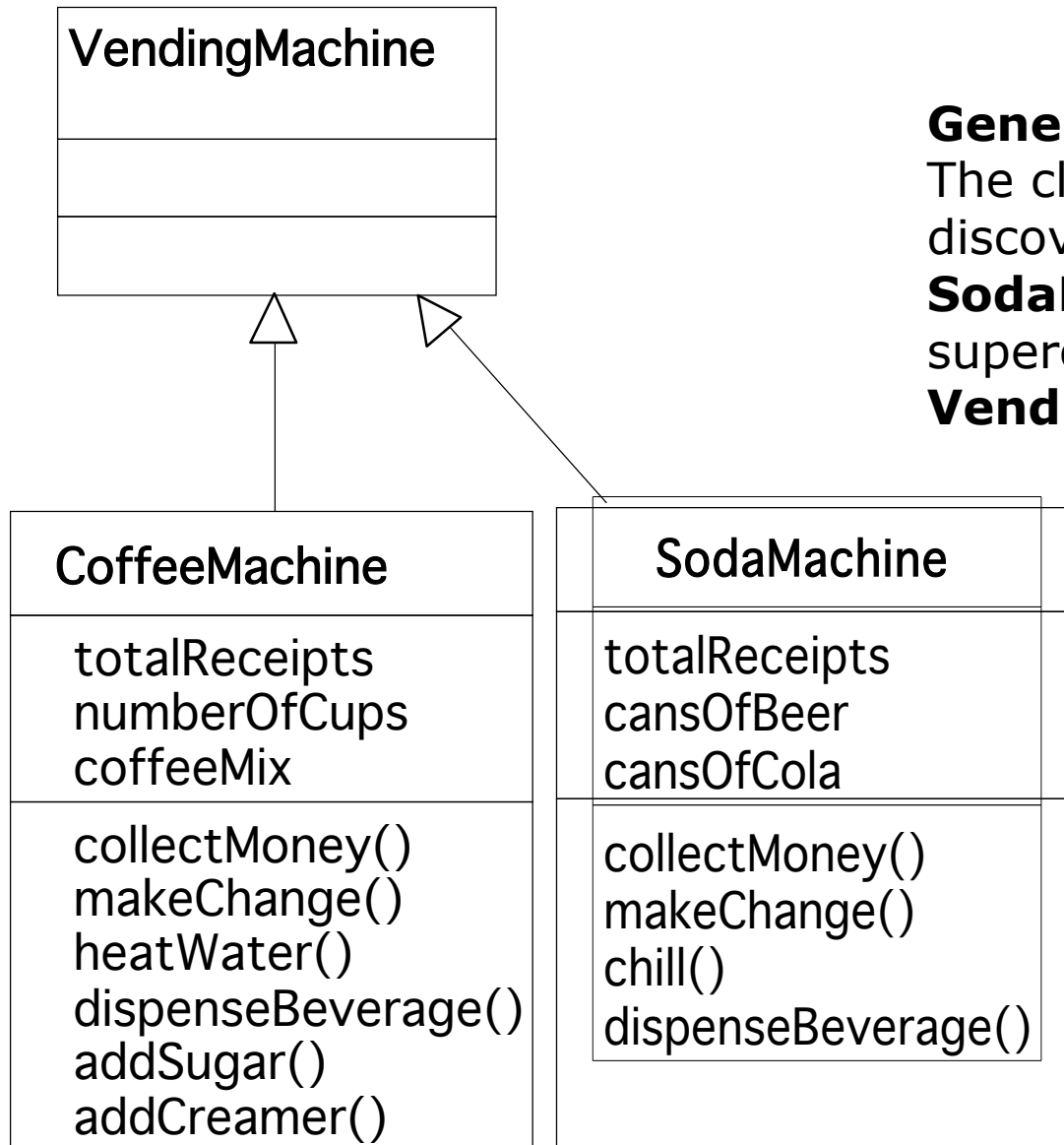
# Discovering Inheritance

- To “discover” inheritance associations, we can proceed in two ways, which we call specialization and generalization
- **Generalization**: the discovery of an inheritance relationship between two classes, where the sub class is discovered first.
- **Specialization**: the discovery of an inheritance relationship between two classes, where the super class is discovered first.

# Generalization

- First we find the subclass, then the super class
- This type of discovery occurs often in science

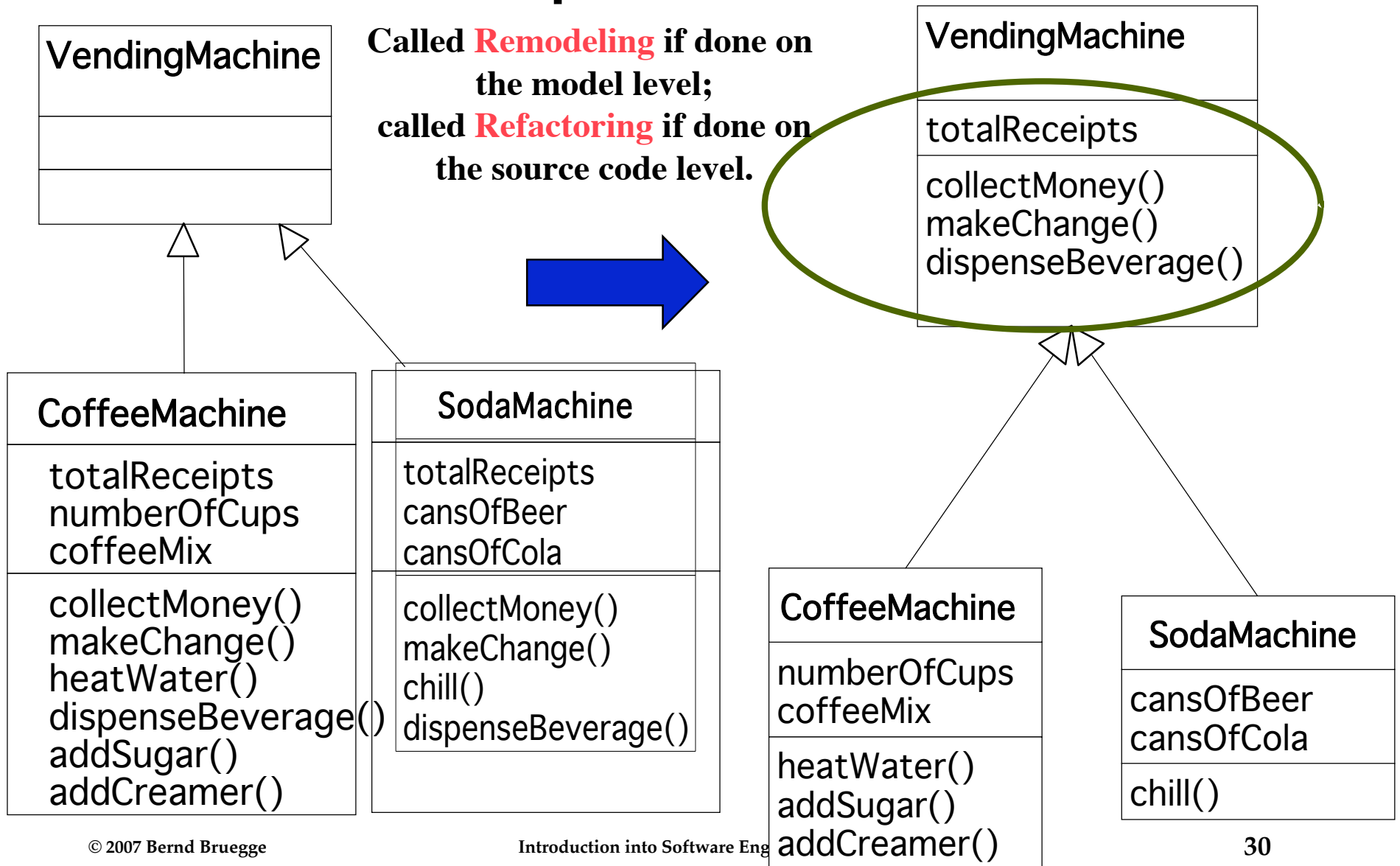
# Generalization Example: Modeling a Coffee Machine



## Generalization:

The class **CoffeeMachine** is discovered first, then the class **SodaMachine**, then the superclass **VendingMachine**

# Restructuring of Attributes and Operations is often a Consequence of Generalization

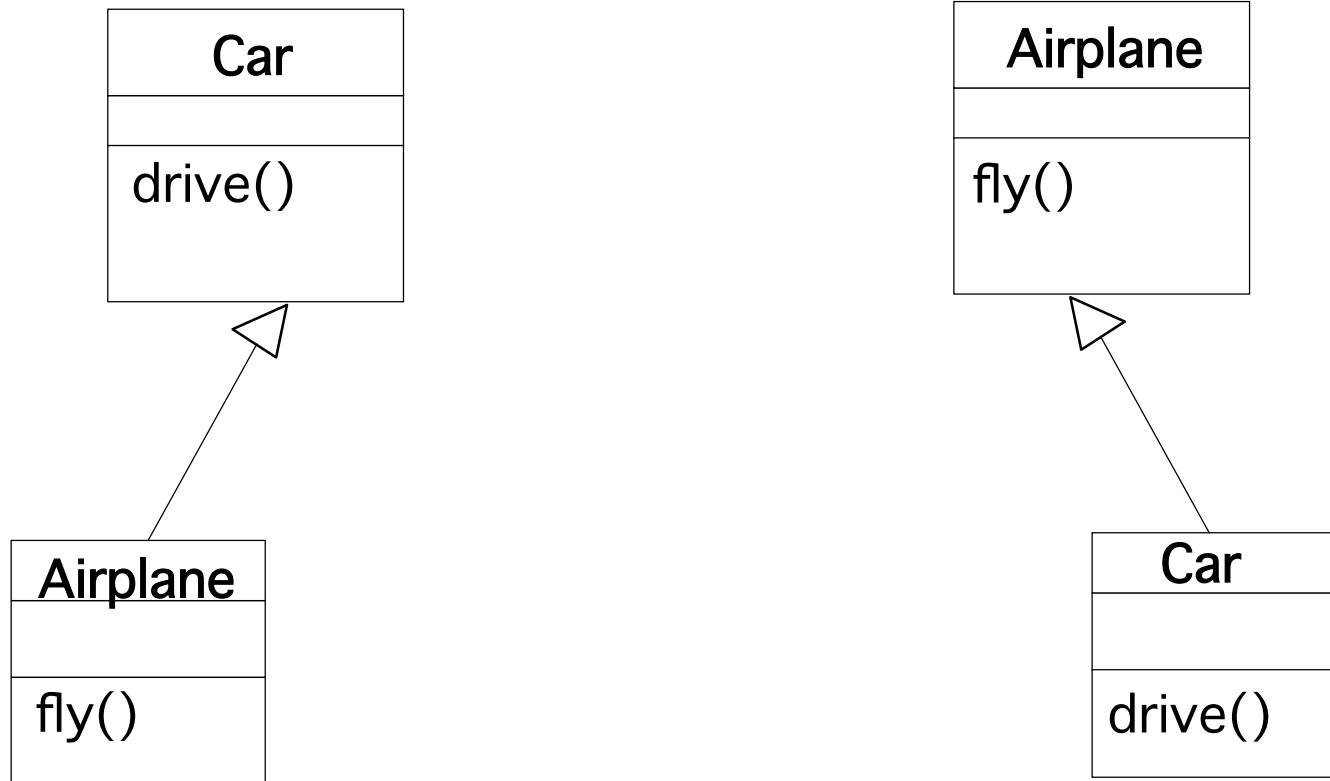


# Specialization

- Specialization occurs, when we find a subclass that is very similar to an existing class.
  - Example: A theory postulates certain particles and events which we have to find.
- Specialization can also occur unintentionally:



# Which Taxonomy is correct for the Example in the previous Slide?

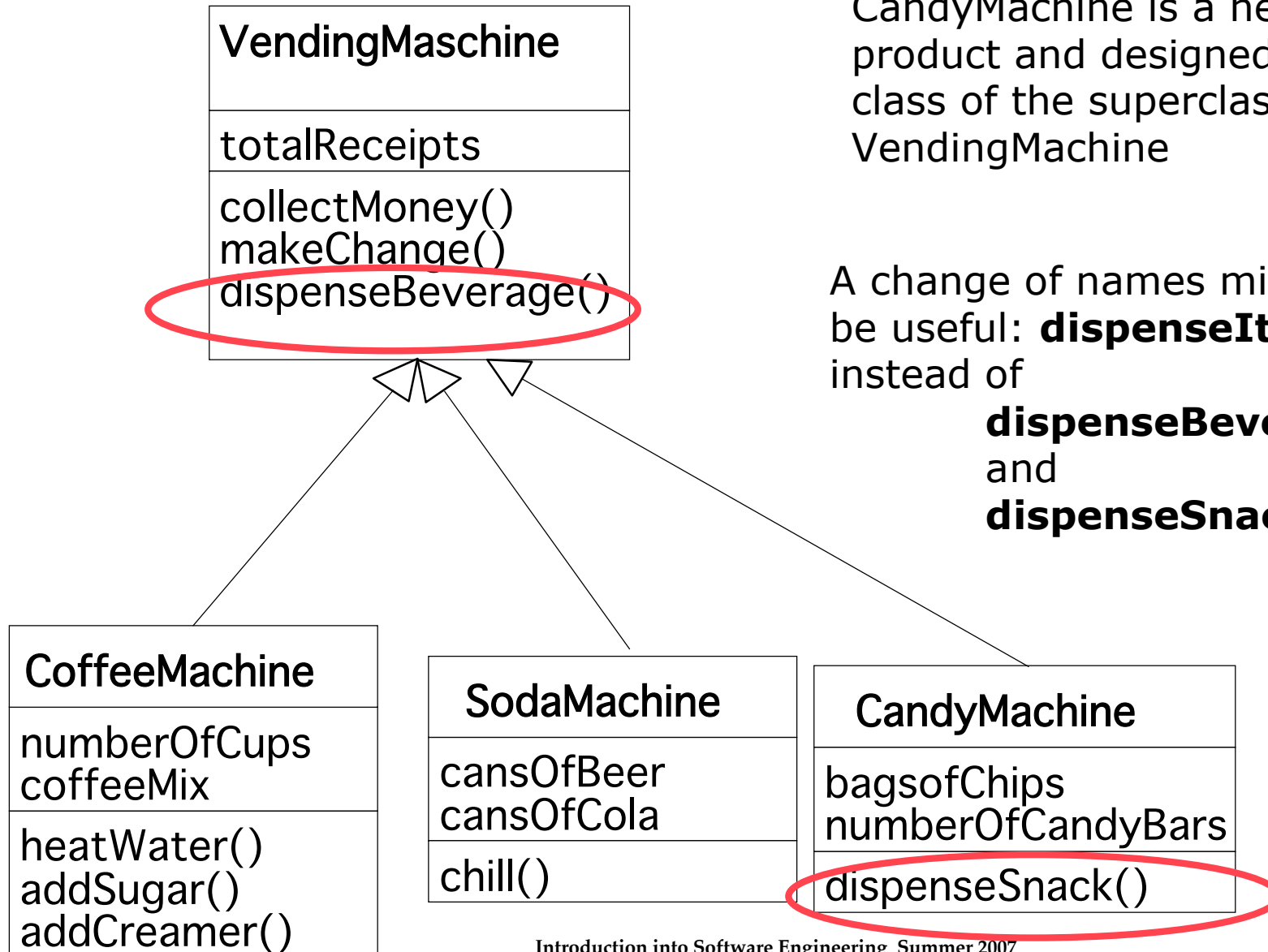




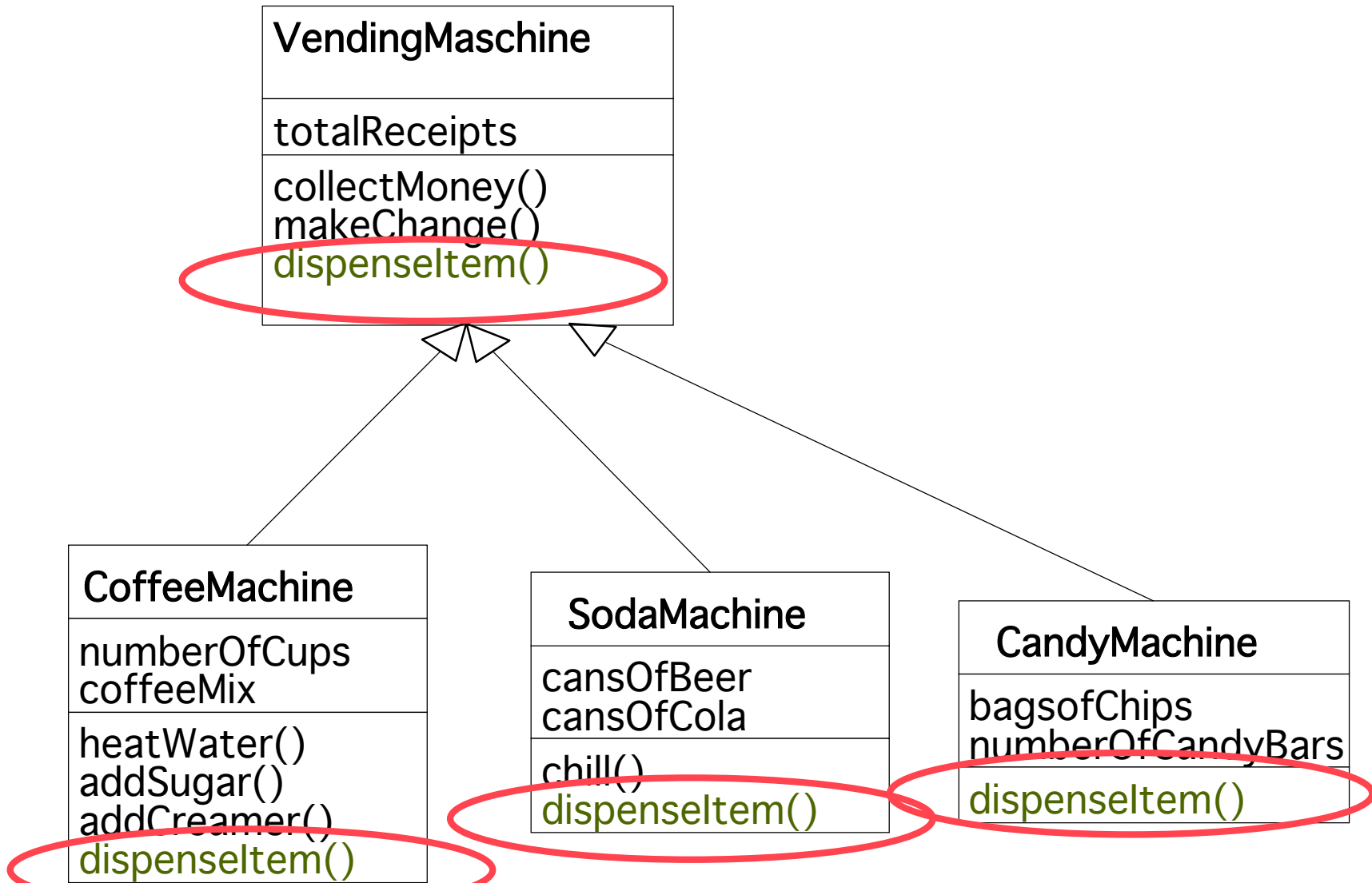
# Another Example of a Specialization

CandyMachine is a new product and designed as a subclass of the superclass VendingMachine

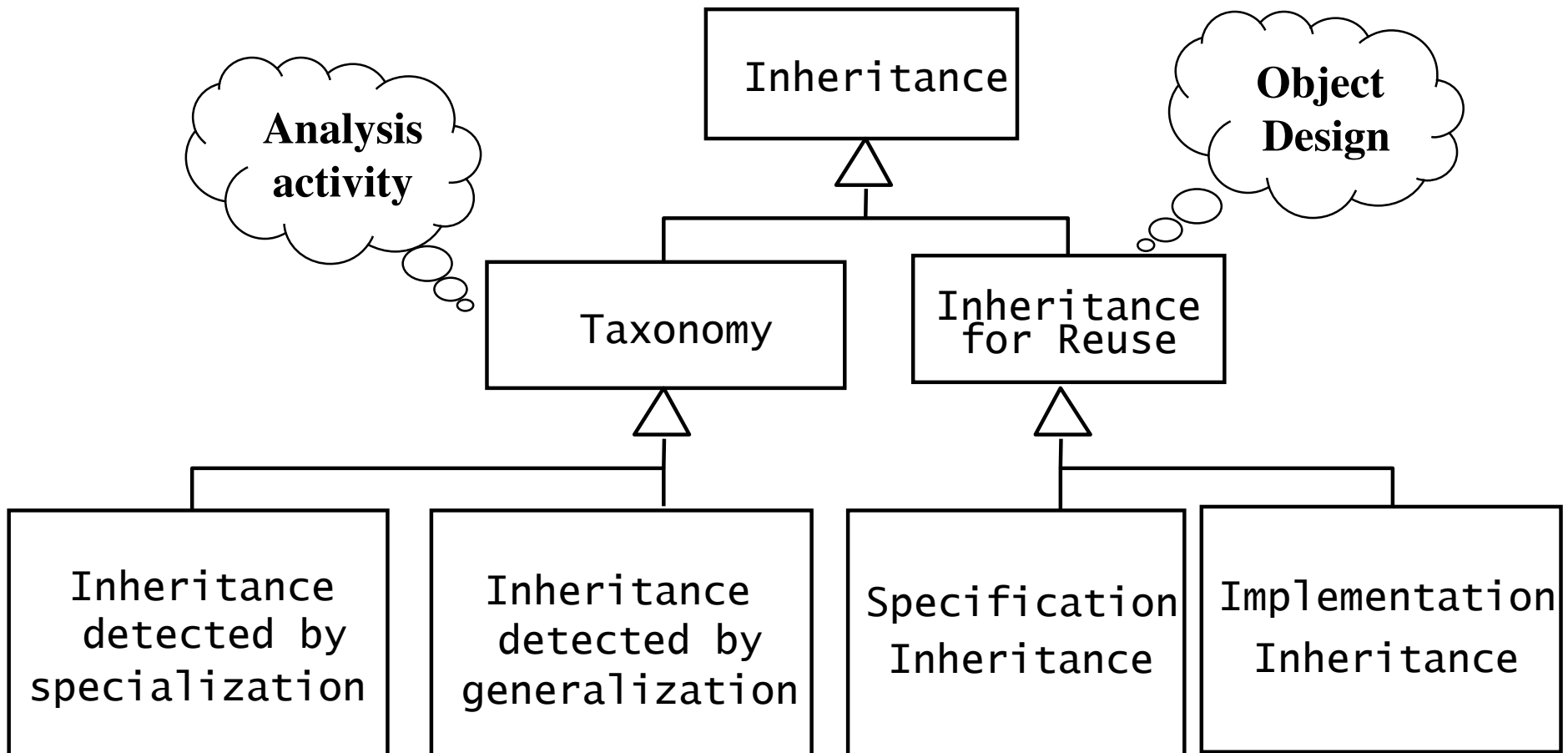
A change of names might now be useful: **dispenseItem()** instead of **dispenseBeverage()** and **dispenseSnack()**



# Example of a Specialization (2)



# Meta-Model for Inheritance



# Implementation Inheritance and Specification Inheritance

- **Implementation inheritance**
  - Also called class inheritance
  - Goal:
    - Extend an applications' functionality by reusing functionality from the super class
    - Inherit from an existing class with some or all operations already implemented
- **Specification Inheritance**
  - Also called subtyping
  - Goal:
    - Inherit from a specification
    - The specification is an abstract class with all operations specified, but not yet implemented.

# Implementation Inheritance vs. Specification Inheritance

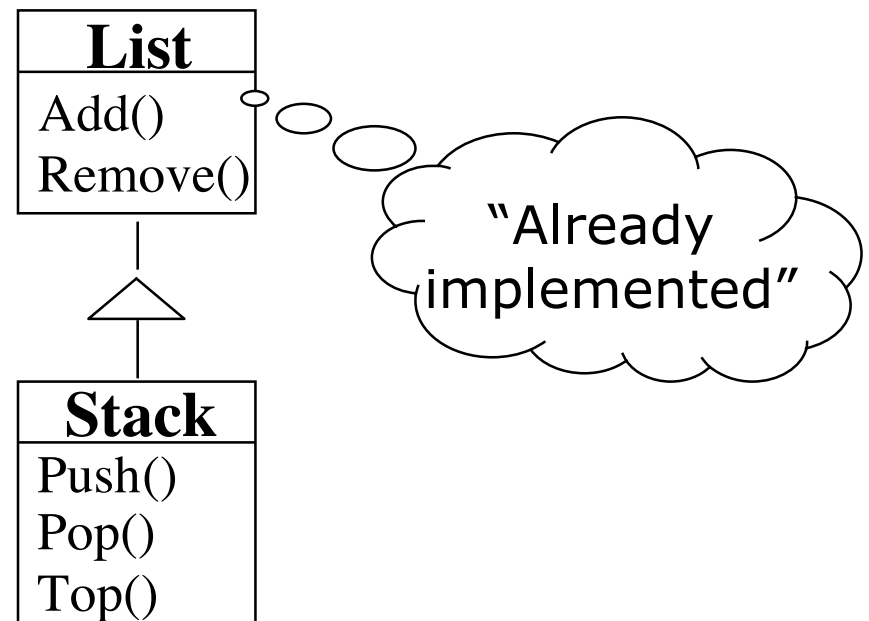
- **Implementation Inheritance: The combination of inheritance and implementation**
  - The Interface of the superclass is completely inherited
  - Implementations of methods in the superclass ("Reference implementations") are inherited by any subclass
- **Specification Inheritance: The combination of inheritance and specification**
  - The Interface of the superclass is completely inherited
  - Implementations of the superclass (if there are any) are not inherited.

## Example for Implementation Inheritance

- A very similar class is already implemented that does almost the same as the desired class implementation

Example:

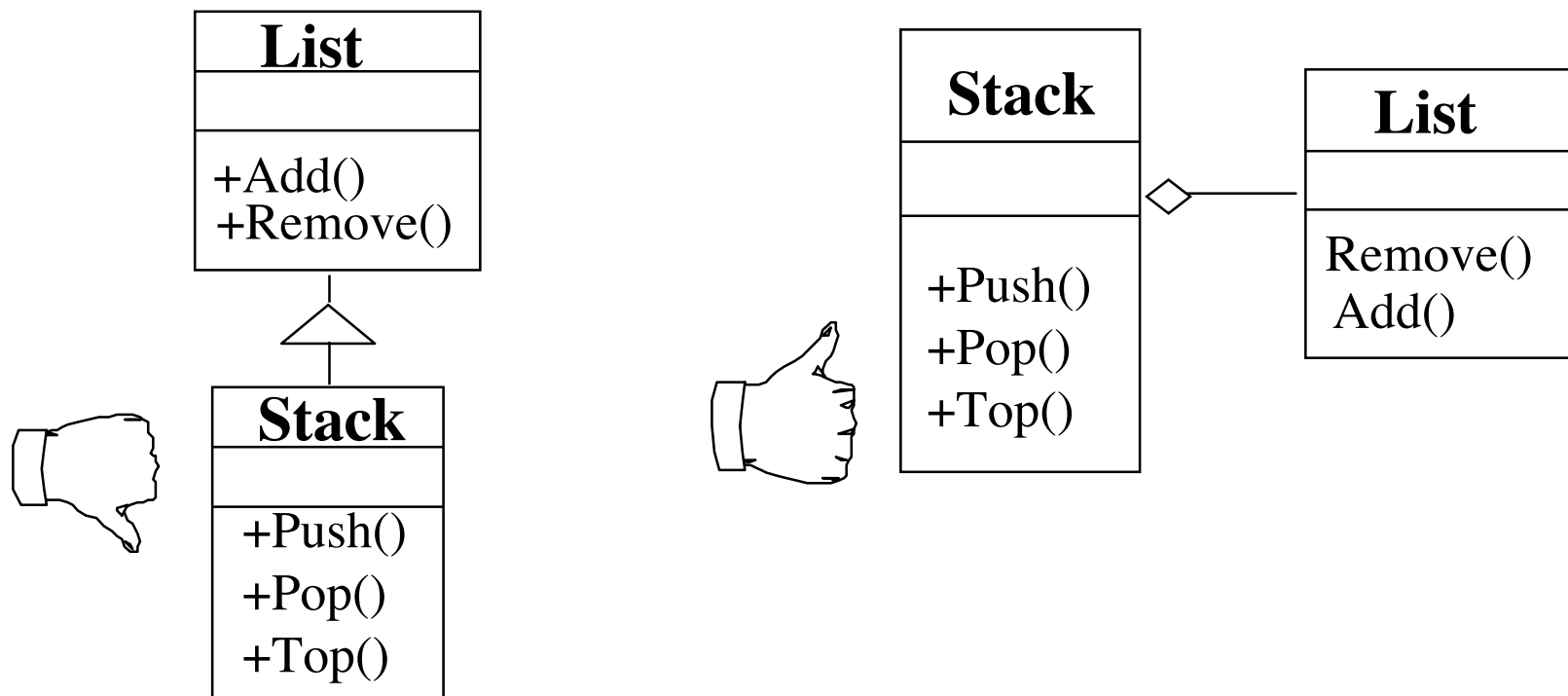
- I have a **List** class, I need a **Stack** class
- How about subclassing the **Stack** class from the **List** class and implementing **Push()**, **Pop()**, **Top()** with **Add()** and **Remove()**?



- ❖ Problem with implementation inheritance:
  - The inherited operations might exhibit unwanted behavior.
  - Example: What happens if the Stack user calls **Remove()** instead of **Pop()**?

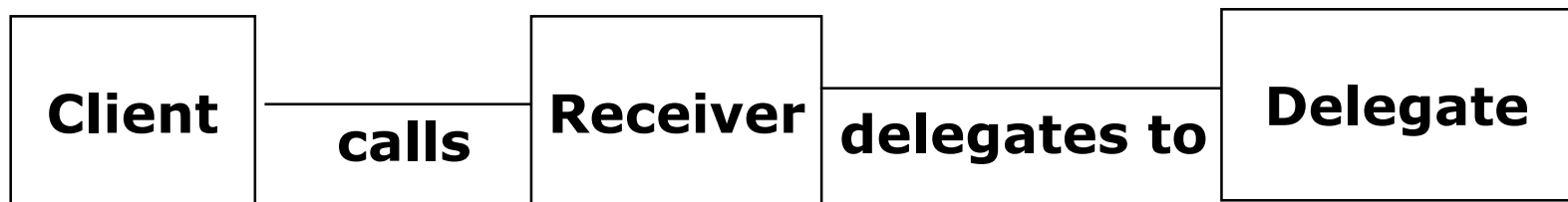
# Better Code Reuse: Delegation

- **Implementation-Inheritance:** Using the implementation of super class operations
- **Delegation:** Catching an operation and sending it to another object that implements the operation



# Delegation

- Delegation is a way of making composition as powerful for reuse as inheritance
- In delegation two objects are involved in handling a request from a Client
  - The Receiver object delegates operations to the Delegate object
  - The Receiver object makes sure, that the Client does not misuse the Delegate object.





# Comparison: Delegation v. Inheritance

- Code-Reuse can be done by delegation as well as inheritance
- Delegation
  - Flexibility: Any object can be replaced at run time by another one
  - Inefficiency: Objects are encapsulated
- Inheritance
  - Straightforward to use
  - Supported by many programming languages
  - Easy to implement new functionality
  - Exposes a subclass to details of its super class
  - Change in the parent class requires recompilation of the subclass.

# Object Design Activities

## 1. Reuse: Identification of existing solutions

- Use of inheritance
- Off-the-shelf components and additional solution objects
- Design patterns

## 2. Interface specification

- Describes precisely each class interface

## 3. Object model restructuring

- Transforms the object design model to improve its understandability and extensibility

## 4. Object model optimization

- Transforms the object design model to address performance criteria such as response time or memory utilization.

**Object  
Design**

**Mapping  
Models to  
Code**

# Recall: Implementation Inheritance v. Specification-Inheritance

- **Implementation Inheritance:** The combination of inheritance and implementation
  - The Interface of the super class is completely inherited
  - Implementations of methods in the super class ("Reference implementations") are inherited by any subclass
- **Specification Inheritance:** The combination of inheritance and specification
  - The super class is an abstract class
    - Implementations of the super class (if there are any) are not inherited
  - The Interface of the super class is completely inherited

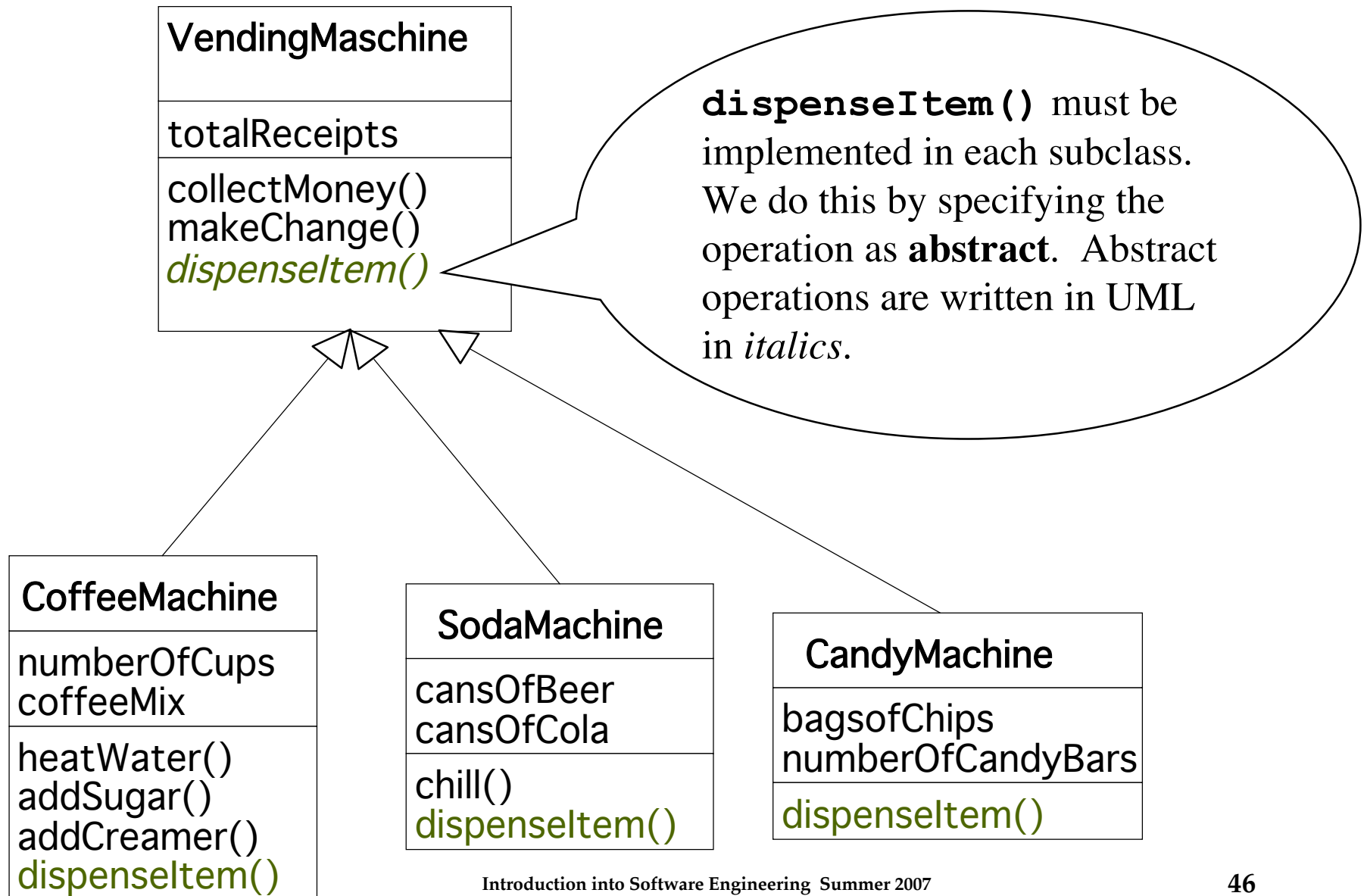
# Outline of Today

- ✓ Reuse examples
  - ✓ Reuse of code, interfaces and existing classes
- ✓ White box and black box reuse
- ✓ Object design leads to new classes
- ✓ The use of inheritance
- ✓ Implementation vs. specification inheritance
- ✓ Delegation vs. Inheritance
- ➔ Abstract classes and abstract methods
  - Overwriting methods
  - Contraction: Bad example of inheritance
  - Meta model for inheritance
  - Frameworks and components
  - Documenting the object design.

# Abstract Methods and Abstract Classes

- **Abstract method:**
  - A method with a signature but without an implementation (also called abstract operation)
- **Abstract class:**
  - A class which contains at least one abstract method is called abstract class
- **Interface:** An abstract class which has only abstract methods
  - An interface is primarily used for the specification of a system or subsystem. The implementation is provided by a subclass or by other mechanisms.

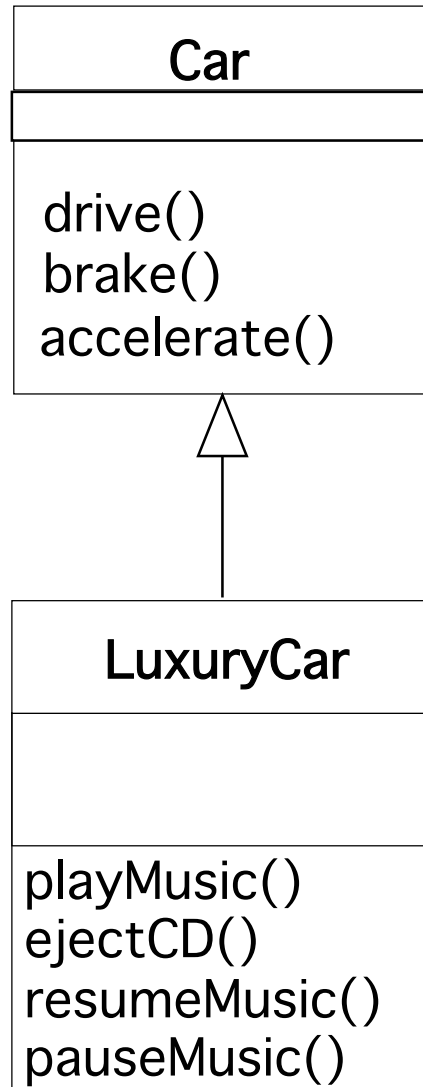
# Example of an Abstract Method



# Rewriteable Methods and Strict Inheritance

- **Rewriteable Method:** A method which allow a reimplementation.
  - In Java methods are rewriteable by default, i.e. there is no special keyword.
- **Strict inheritance**
  - The subclass can only add new methods to the superclass, it cannot over write them
  - If a method cannot be overwritten in a Java program, it must be prefixed with the keyword `final`.

# Strict Inheritance



## Superclass:

```
public class Car {
    public final void drive() {...}
    public final void brake() {...}
    public final void accelerate()
    {...}
}
```

## Subclass:

```
public class LuxuryCar extends Car
{
    public void playMusic() {...}
    public void ejectCD() {...}
    public void resumeMusic() {...}
    public void pauseMusic() {...}
}
```



# Example: Strict Inheritance and Rewriteable Methods

## Original Java-Code:

```
class Device {  
    int serialnr;  
    public final void help() {...}  
    public void setSerialNr(int n) {  
        serialnr = n;  
    }  
}  
  
class Valve extends Device {  
    Position s;  
    public void on() {  
        ....  
    }  
}
```



help() not  
overwritable



setSerialNr()  
overwritable

# Example: Overwriting a Method

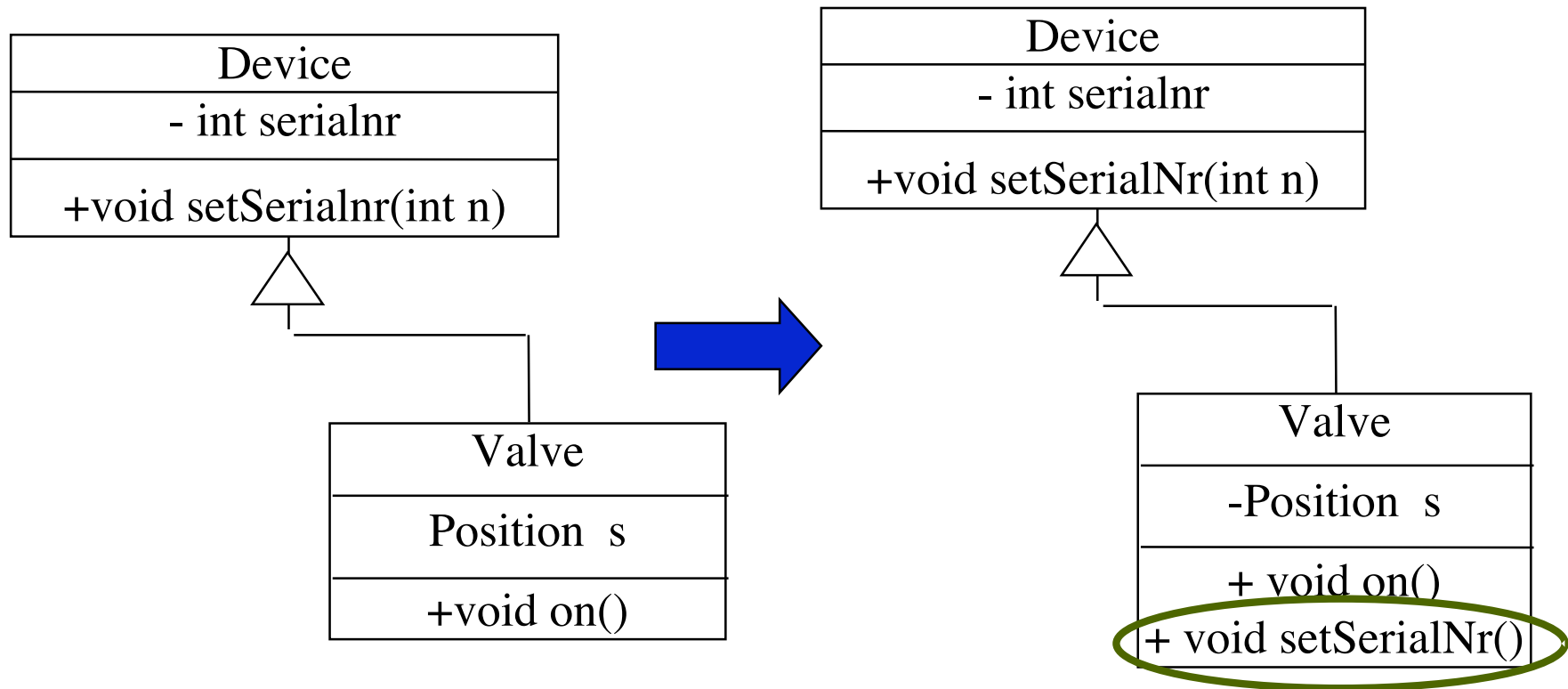
## Original Java-Code:

```
class Device {  
    int serialnr;  
    public final void help() {...}  
    public void setSerialNr(int n) {  
        serialnr = n;  
    }  
}  
  
class Valve extends Device {  
    Position s;  
    public void on() {  
        ....  
    }  
}
```

## New Java-Code :

```
class Device {  
    int serialnr;  
    public final void help() {...}  
    public void setSerialNr(int n) {  
        serialnr = n;  
    }  
}  
  
class Valve extends Device {  
    Position s;  
    public void on() {  
        ...  
    }  
    public void setSerialNr(int n) {  
        serialnr = n + s.serialnr;  
    }  
} // class Valve
```

# UML Class Diagram



# Rewriteable Methods: Usually implemented with Empty Body

```
class Device {  
    int serialnr;  
    public void setSerialNr(int n) {}  
}  
class Valve extends Device {  
    Position s;  
    public void on() {  
        .....  
    }  
    public void setSerialNr(int n) {  
        seriennr = n + s.serialnr;  
    }  
} // class Valve
```

I expect, that the method `setSerialNr()` will be overwritten. I only write an empty body

Overwriting of the method `setSerialNr()` of Class `Device`

# Bad Use of Overwriting Methods

One can overwrite the operations of a superclass with completely new meanings.

Example:

```
Public class SuperClass {
    public int add (int a, int b) { return a+b; }
    public int subtract (int a, int b) { return a-b; }
}
Public class SubClass extends SuperClass {
    public int add (int a, int b) { return a-b; }
    public int subtract (int a, int b) { return a+b; }
}
```

- We have redefined addition as subtraction and subtraction as addition!!

# Bad Use of Implementation Inheritance

- We have delivered a car with software that allows to operate an on-board stereo system
  - A customer wants to have software for a cheap stereo system to be sold by a discount store chain
- Dialog between project manager and developer:
  - Project Manager:
    - „Reuse the existing car software. Don't change this software, make sure there are no hidden surprises. There is no additional budget, deliver tomorrow!“
  - Developer:
    - „OK, we can easily create a subclass BoomBox inheriting the operations from the existing Car software“
    - „And we overwrite all method implementations from Car that have nothing to do with playing music with empty bodies!“

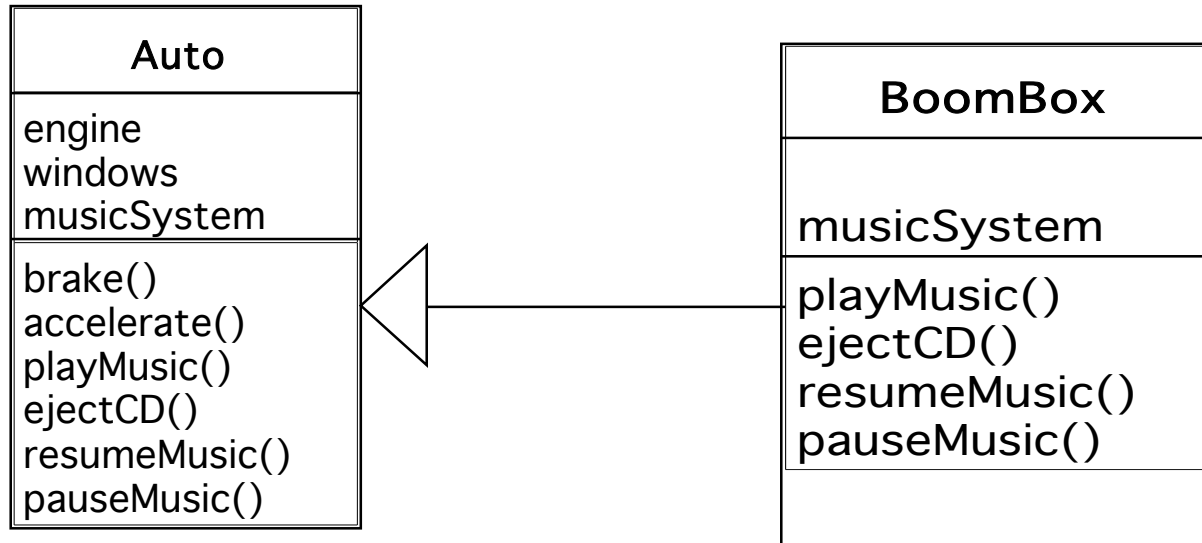
# What we have and what we want

Auto
engine windows musicSystem
brake() accelerate() playMusic() ejectCD() resumeMusic() pauseMusic()

BoomBox
musicSystem
playMusic() ejectCD() resumeMusic() pauseMusic()

**New Abstraction!**

# What we do to save money and time



## Existing Class:

```
public class Auto {
    public void drive() {...}
    public void brake() {...}
    public void accelerate() {...}
    public void playMusic() {...}
    public void ejectCD() {...}
    public void resumeMusic() {...}
    public void pauseMusic() {...}
}
```

## Boombox:

```
public class Boombox
extends Auto {
    public void drive() {};
    public void brake() {};
    public void accelerate()
    {};
}
```



# Contraction

- **Contraction:** Implementations of methods in the super class are overwritten with empty bodies in the subclass to make the super class operations “invisible”
- Contraction is a special type of inheritance
- It should be avoided at all costs, but is used often.

# Contraction must be avoided by all Means

A contracted subclass delivers the desired functionality expected by the client, but:

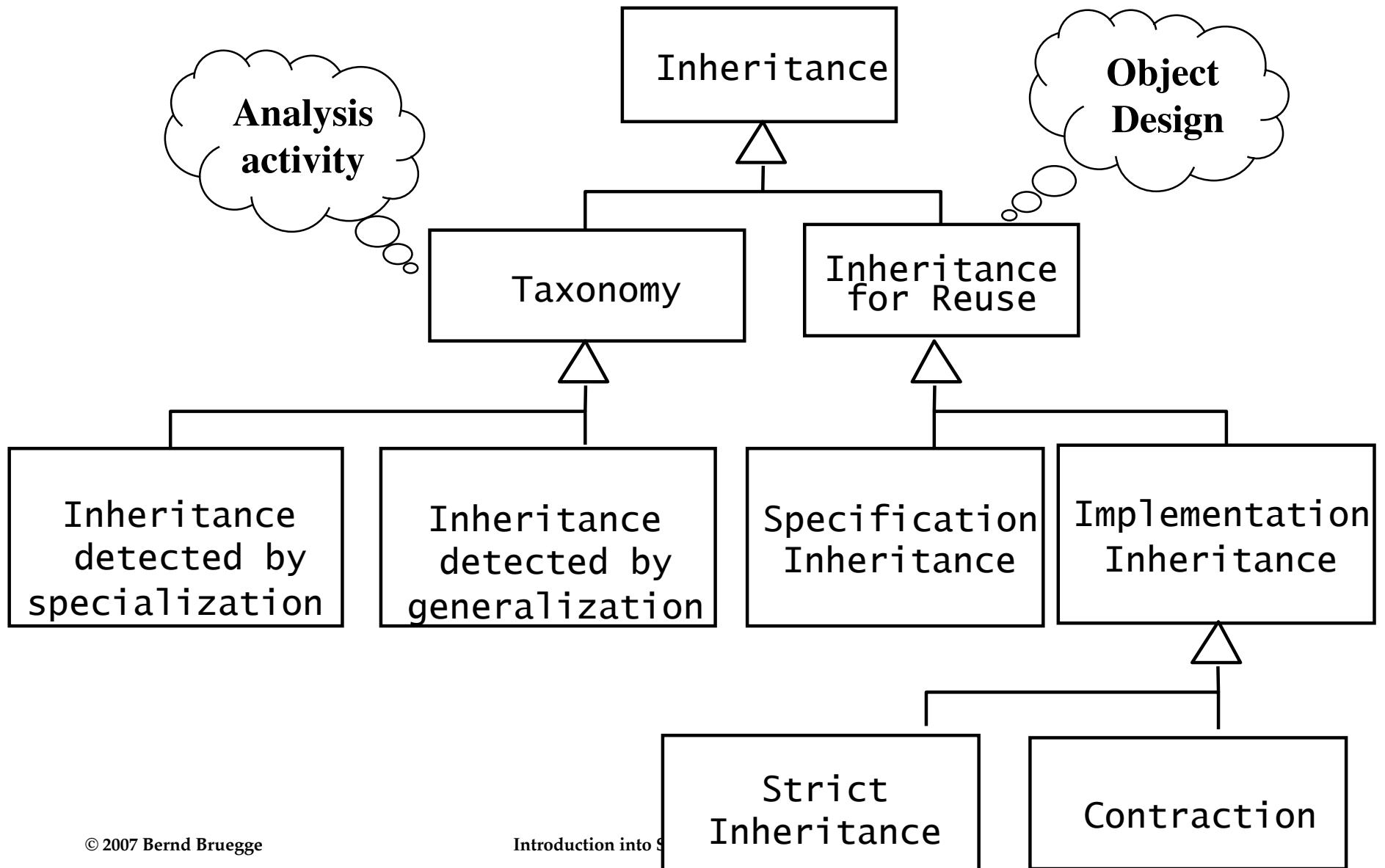
- The interface contains operations that make no sense for this class
- What is the meaning of the operation `brake()` for a BoomBox?

The subclass does not fit into the taxonomy

A BoomBox ist not a special form of Auto

- The subclass violates Liskov's Substitution Principle:
  - I cannot replace Auto with BoomBox to drive to work.

# Revised Metamodel for Inheritance



# Frameworks

- A **framework** is a reusable partial application that can be specialized to produce custom applications.
- The key benefits of frameworks are reusability and extensibility:
  - **Reusability** leverages of the application domain knowledge and prior effort of experienced developers
  - **Extensibility** is provided by hook methods, which are overwritten by the application to extend the framework.

# Classification of Frameworks

- Frameworks can be classified by their position in the software development process:
  - Infrastructure frameworks
  - Middleware frameworks
- Frameworks can also be classified by the techniques used to extend them:
  - Whitebox frameworks
  - Blackbox frameworks

# Frameworks in the Development Process

- **Infrastructure frameworks** aim to simplify the software development process
  - Used internally, usually not delivered to a client.
- **Middleware frameworks** are used to integrate existing distributed applications
  - Examples: MFC, DCOM, Java RMI, WebObjects, WebSphere, WebLogic Enterprise Application [BEA].
- **Enterprise application frameworks** are application specific and focus on domains
  - Example of application domains: telecommunications, avionics, environmental modeling, manufacturing, financial engineering, enterprise business activities.

# White-box and Black-box Frameworks

- **White-box frameworks:**
  - Extensibility achieved through *inheritance* and dynamic binding.
  - Existing functionality is extended by subclassing framework base classes and overriding specific methods (so-called hook methods)
- **Black-box frameworks:**
  - Extensibility achieved by defining interfaces for components that can be plugged into the framework.
  - Existing functionality is reused by defining components that conform to a particular interface
  - These components are integrated with the framework via *delegation*.

# Class libraries vs. Frameworks

- **Class Library:**
  - Provide a smaller scope of reuse
  - Less domain specific
  - Class libraries are passive; no constraint on the flow of control
- **Framework:**
  - Classes cooperate for a family of related applications.
  - Frameworks are active; they affect the flow of control.



# Components vs. Frameworks

- **Components:**
  - Self-contained instances of classes
  - Plugged together to form complete applications
  - Can even be reused on the binary code level
    - The advantage is that applications do not have to be recompiled when components change
- **Framework:**
  - Often used to develop components
  - Components are often plugged into blackbox frameworks.

# Documenting the Object Design

- Object design document (ODD)
  - = The Requirements Analysis Document (RAD) plus...
    - ... additions to object, functional and dynamic models (from the solution domain)
    - ... navigational map for object model
    - ... Specification for all classes (use Javadoc)

# Documenting Object Design: ODD Conventions

- Each subsystem in a system provides a service
  - Describes the set of operations provided by the subsystem
- Specification of the service operations
  - Signature: Name of operation, fully typed parameter list and return type
  - Abstract: Describes the operation
  - Pre: Precondition for calling the operation
  - Post: Postcondition describing important state after the execution of the operation
- Use JavaDoc and Contracts for the specification of service operations
  - Contracts are covered in the next lecture.

# Summary

- Object design closes the gap between the requirements and the machine.
- Object design adds details to the requirements analysis and makes implementation decisions
- Object design activities include:
  - Identification of Reuse
  - Identification of interface and implementation inheritance
  - Identification of opportunities for delegation
  - Abstract operations and overwriting of methods.

# Example: Framework for Building Web Applications

